



CAMBRIDGE ENGLISH
Language Assessment
Part of the University of Cambridge

Cambridge English Young Learners

Young Learners English Tests (YLE)

Sample papers

Starters



1 Volume
One

Introduction

Cambridge English: Young Learners is a series of fun, motivating English language tests for children in primary and lower secondary education. The tests are an excellent way for children to gain confidence and improve their English.

There are three levels:

- Cambridge English: Starters
- Cambridge English: Movers
- Cambridge English: Flyers

About these sample papers


These sample papers show you what the *Cambridge English: Starters* test looks like. When children know what to expect in the test, they will feel more confident and prepared.

To prepare for *Cambridge English: Starters*, children can practise parts of the test or do the complete practice test.

Listening sample test

To download the *Cambridge English: Starters* Listening sample test go to www.cambridgeenglish.org/starters-audio-sample-v1

For further information about the three levels of *Cambridge English: Young Learners* and for more sample papers, go to www.cambridgeenglish.org/younglearners



Go to the [Introduction](#) to download the Listening sample test.

Centre Number		Candidate Number	
---------------	--	------------------	--

Cambridge Young Learners English

Starters Listening

Sample Paper



CAMBRIDGE ENGLISH
Language Assessment
Part of the University of Cambridge

There are 20 questions.



You will need coloured pens or pencils.

My name is:

Part 1

– 5 questions –

Listen and draw lines. There is one example.



Part 2

– 5 questions –

Read the question. Listen and write a name or a number.

There are two examples.



Examples

Which school does the boy go to? Hall Street School

How many football shirts does the boy want? 12

Questions

- 1 How many small shirts does the boy want?
.....

- 2 What's the teacher's name? Mr

- 3 Which class is the boy in?
.....

- 4 What's the boy's name?
.....


- 5 Where does the boy live?
..... Street

Part 3

– 5 questions –

Listen and tick (✓) the box. There is one example.

How is Bill going to his grandpa's house?



A




B




C


1 What are the new animals at the zoo?



A

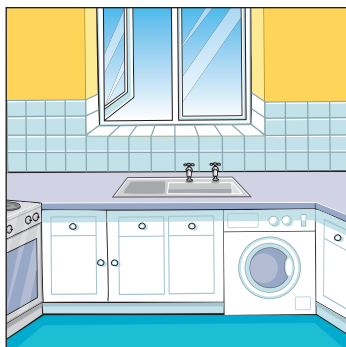


B



C


2 Where's Lucy's book?



A



B




C

3 What does Tom want for his birthday?



A




B




C


4 What can Tony do with the ball in the house?



A




B




C


5 What cake can they make today?



A



B




C

Part 4

– 5 questions –

Listen and colour. There is one example.



Starters Listening

Marking Key

- () = Acceptable extra words are placed in brackets
- / = A single slash is placed between acceptable alternative words within an answer
- // = A double slash is placed between acceptable alternative complete answers

Part 4 5 marks

- 1 Colour boat with lots of windows – blue
- 2 Colour boat next to wall, with bird on – green
- 3 Colour toy boat (with boy) – yellow
- 4 Colour boat driven by waving woman – pink
- 5 Colour boat with sun on sail – red

Part 1 5 marks

Lines should be drawn between:

- 1 Doll and under apple
- 2 Ball and between shells
- 3 Spider and on chair
- 4 Frog and in water
- 5 Radio and on girl's foot

Part 2 5 marks

- 1 11
- 2 C-R-O-S-S
- 3 8
- 4 B-E-N
- 5 W-H-I-T-E

Part 3 5 marks

- 1 A
- 2 C
- 3 B
- 4 C
- 5 C

Starters Listening

Tapescript

R = rubric **Fch = Female child**
F = Female adult **Mch = Male child**
M = Male adult

R Hello. This is the Cambridge Starters Listening test.

Look at Part One. Now look at the picture.
Listen and look. There is one example.

F Can you see the kite?

M Yes, I can.

F Good! Put the kite next to the duck.

M Next to the duck ... OK!

R Can you see the line? This is an example.

Now you listen and draw lines.

One

F Now put the doll under the apple. Can you see it?

M Yes! It's on the tree.

F Good. Put the doll under the apple.

M Right. I'm doing that now.

R **Two**

F Can you see the two shells?

M Yes, I can.

F Put the ball between them, please.

M The ball between the shells? OK.

R **Three**

M And where can I put the spider?

F Pardon?

M The spider. Can I put it on the chair?

F On the chair? Yes!

R **Four**

F That frog's got a nice face.

M Yes, it has. Can I put the frog in the water?

F Yes.

M I'm putting it in the water. It's happy there!

R **Five**

M There's a girl in this garden too!

F Yes. Can you put the radio on her foot?

M Sorry? Put the radio on the girl's foot?

F Yes. That's great! Thank you!

R Now listen to Part One again.

That is the end of Part One.

Part Two.

Look at the picture. Listen and write a name or a number. There are two examples.

M Hello.

Mch Hello. I want some new football shirts for my school, please.

M OK. What's the name of your school?

Mch It's Hall Street School.

M H-A-L-L?

Mch That's right. Hall Street School. It's new.

M And how many shirts do you want?

Mch Twelve, please.

M Twelve. That's a lot.

Mch They're for my class.

R Can you see the answers? Now you listen and write a name or a number.

One

M Do you want small shirts or big shirts?

Mch I'd like eleven small shirts, please.

M Eleven?

Mch Yes, please.

R **Two**

Mch And I'd like one big shirt for our teacher, please.

M Oh, yes. What's your teacher's name?

Mch It's Mr Cross.

M Is that C-R-O-S-S?

Mch Yes, that's right. Mr Cross is our sports teacher.

R **Three**

M And which class are you in?

Mch I'm in class 8.

M Class 8?

Mch Yes.

R **Four**

M And what's your name?

Mch It's Ben. That's B-E-N.

M Thank you, Ben.

Mch OK.

R **Five**

M And where do you live?

Mch I live in White Street.

M White Street? W-H-I-T-E?

Mch That's right.

M Thank you.

R Now listen to Part Two again.

That is the end of Part Two.

Part Three. Look at the pictures. Now listen and look. There is one example. How is Bill going to his grandpa's house?

- Fch** Where's Bill?
Mch He's going to his grandpa's house.
Fch Is he walking or riding his bike?
Mch His dad's driving him in his new car!
R **Can you see the tick? Now you listen and tick the box.**

One. What are the new animals at the zoo?

- F** There are some new animals at the zoo.
Fch What are they? Crocodiles? ... or monkeys?
F No. They're your favourite animals.
Fch Giraffes! Wow!

R **Two. Where's Lucy's book?**

- Fch** Mum, where's my book? It isn't in my bedroom.
F Well, it's not here in the kitchen, Lucy.
Fch Oh, here it is. In the dining room.
F Oh, good.

R **Three. What does Tom want for his birthday?**

- F** Would you like a new watch for your birthday, Tom?
Mch No, I'd like a computer, please.
F Not a guitar?
Mch No, I've got one of those.

R **Four. What can Tony do with the ball in the house?**

- F** Don't kick the ball in the house, Tony!
Mch I'm not, Mum. I'm throwing it!
F Please don't! You can bounce it.
Mch Oh, OK.

R **Five. What cake can they make today?**

- Fch** Can we make a banana cake or a lemon cake, Mum?
F No, sorry. Dad doesn't like them.
Fch Can we make an apple cake?
F Oh, yes! Dad likes that.

R **Now listen to Part Three again.**

That is the end of Part Three.

Part Four. Look at the picture. Listen and look. There is one example.

- Mch** There are a lot of boats in the sea!
F Yes. And there's one on the beach.
Mch On the beach?
F Yes. Colour that boat orange.
Mch Orange. OK.

R **Can you see the orange boat? This is an example. Now you listen and colour.**

One

- F** Look at that big boat.
Mch Yes, it's got lots of windows in it.
F Would you like to colour that boat?
Mch Yes, I want to colour it blue.
F Good. A blue boat with lots of windows.

R **Two**

- F** And can you see the boat next to the wall?
Mch Yes. There's a bird on that boat.
F Colour that boat green.
Mch Green?
F Yes, please.

R **Three**

- F** The people in the picture are having a nice day.
Mch Yes. Look at that boy in the water. He's got a toy boat.
F Oh yes. Have you got a yellow pencil?
Mch Yes.
F Well, colour his toy boat yellow.

R **Four**

- Mch** Right. What now?
F Look at that boat. There's a woman in it.
Mch Yes. She's waving.
F Let's colour that boat pink.
Mch Pink. OK.
F That's nice.

R **Five**

- Mch** One of the boats has got a sun on it.
F Yes, it has. Colour that boat for me now.
Mch Can I do it red?
F Yes, red for the boat with the sun on it. Thank you. It's a great picture now.

R **Now listen to Part Four again.**

That is the end of the Starters Listening test.

Centre Number		Candidate Number	
---------------	--	------------------	--

Cambridge Young Learners English

Starters

Reading & Writing

Sample Paper



CAMBRIDGE ENGLISH
Language Assessment
Part of the University of Cambridge

There are 25 questions.

You have 20 minutes.

You will need a pen or pencil.

My name is:

Part 1


– 5 questions –

Look and read. Put a tick (✓) or a cross (X) in the box.
There are two examples.

Examples



This is a jacket.



This is a lemon.



Questions


1



This is a face.




2



This is a lorry.

3




This is a robot.

4



This is a burger.

5




This is a shop.

Part 2

– 5 questions –

Look and read. Write **yes** or **no**.



Examples

The children's dad is reading. yes
.....

There's a lamp on the cupboard. no
.....

Questions

1 You can see a pear on the table.

2 The boy's hat is on his head.

3 There is a toy hippo in the baby's hand.

4 The window is open.


5 The father has got brown hair.

Part 3

- 5 questions -

Look at the pictures. Look at the letters. Write the words.

Example




s o f a




Questions

1



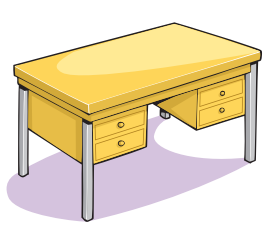


2






3





4





5





Part 4

– 5 questions –

Read this. Choose a word from the box. Write the correct word next to numbers 1–5. There is one example.

A cat



I live with Sam. My *body* and tail are black. I see with

my two green (1) I walk and run on my four









(2) and I live in Sam's (3)

I like eating meat and fish and I drink (4)

I sleep a lot in the day and I catch (5) at night.

What am I?

I am a cat.

example			
			
body	pen	radio	legs
			
garden	mice	eyes	milk

Part 5

– 5 questions –

Look at the pictures and read the questions. Write one-word answers.



Examples

How many children are there? two
.....

What is the girl pointing to? the sheep
.....

Questions

1 What is the boy doing? taking a
.....



2 How many cows are there?

3 What is the dog wearing?



4 Who is smiling? the

5 What is the dog holding? a

Starters Reading & Writing

Marking Key

- () = Acceptable extra words are placed in brackets
- / = A single slash is placed between acceptable alternative words within an answer
- // = A double slash is placed between acceptable alternative complete answers

Part 1 5 marks

- 1 ✗
- 2 ✓
- 3 ✓
- 4 ✗
- 5 ✓

Part 2 5 marks

- 1 no
- 2 yes
- 3 no
- 4 no
- 5 yes

Part 3 5 marks

- 1 door
- 2 bath
- 3 desk
- 4 clock
- 5 mirror

Part 4 5 marks

- 1 eyes
- 2 legs
- 3 garden
- 4 milk
- 5 mice

Part 5 5 marks

- 1 photo
- 2 5/five
- 3 glasses
- 4 (the) girl
- 5 camera

Starters Speaking

Summary of Procedures

The usher introduces the child to the examiner.

- 1 The examiner familiarises the child with the picture first and then asks the child to point out certain items on the scene picture, e.g. 'Where's the apple?'
- 2 The examiner asks the child to put object cards in various locations on the scene picture, e.g. 'Put the flower next to the house.'
- 3 The examiner asks questions about two of the people or things in the scene picture, e.g. 'What's this?' (Answer: duck) 'What colour is it?' (Answer: brown)
- 4 The examiner asks questions about the object cards, e.g. 'What are these?' (Answer: chips/fries) and 'What do you eat for lunch?'
- 5 The examiner asks questions about the child, e.g. 'Who do you play with at school?'

