



**CAMBRIDGE ENGLISH**  
Language Assessment  
Part of the University of Cambridge

# Cambridge English Young Learners

Young Learners English Tests (YLE)

Sample papers

***Movers***



**2** Volume  
Two

# Introduction

*Cambridge English: Young Learners* is a series of fun, motivating English language tests for children in primary and lower secondary education. The tests are an excellent way for children to gain confidence and improve their English.

There are three levels:

- Cambridge English: Starters
- Cambridge English: Movers
- Cambridge English: Flyers

## About these sample papers


These sample papers show you what the *Cambridge English: Movers* test looks like. When children know what to expect in the test, they will feel more confident and prepared.

To prepare for *Cambridge English: Movers*, children can practise parts of the test or do the complete practice test.

## Listening sample test

To download the *Cambridge English: Movers* Listening sample test go to [www.cambridgeenglish.org/movers-audio-sample-v2](http://www.cambridgeenglish.org/movers-audio-sample-v2)

For further information about the three levels of *Cambridge English: Young Learners* and for more sample papers, go to [www.cambridgeenglish.org/younglearners](http://www.cambridgeenglish.org/younglearners)



Go to the **Introduction** to download the Listening sample test.

Centre Number		Candidate Number	
---------------	--	------------------	--

Cambridge Young Learners English

# Movers Listening

Sample Paper



**CAMBRIDGE ENGLISH**  
Language Assessment  
Part of the University of Cambridge

There are 25 questions.

You will need coloured pens and pencils.

My name is: .....

# Part 1

– 5 questions –

Listen and draw lines. There is one example.

Peter Jim John Sally

Jane Daisy Anna

The illustration shows a group of children painting a large rainbow on a brick wall. Peter is on a ladder painting the rainbow. Jim is painting a tree. John is sitting on the wall. Sally is painting a tree. Jane is carrying a tray of paint. Daisy is taking a photo. Anna is sitting on the ground drinking juice. A line connects the name 'John' to the boy sitting on the wall.

# Part 2

- 5 questions -

Listen and write. There is one example.

**THE ZOO**

When? ..... Tuesday .....

1 How many kinds of animals: .....

2 Biggest animal: .....

3 Favourite animal: .....

4 Favourite animal's food: .....

5 Name of zoo: ..... Zoo

# Part 3

– 5 questions –

What did Sally do last week?

Listen and draw a line from the day to the correct picture.

There is one example.



Monday



Tuesday

Wednesday



Thursday




Friday

Saturday



Sunday



# Part 4


– 5 questions –

Listen and tick (✓) the box. There is one example.

Where did Jim see the film?



A




B




C


1 Where did the rabbits in the film go?



A



B



C

2 Where did the children have their lunch?



A




B




C


3 What did the children eat?



A



B



C

4 What did the children do after lunch?



A




B



C

5 What did Jim's friends give him?



A



B



C



# Part 5

- 5 questions -

Listen and colour and write. There is one example.



# Movers Listening

## Marking Key

- ( ) = Acceptable extra words are placed in brackets
- / = A single slash is placed between acceptable alternative words within an answer
- // = A double slash is placed between acceptable alternative complete answers

### Part 4 5 marks

- 1 B
- 2 B
- 3 A
- 4 C
- 5 C

### Part 5 5 marks

- 1 Colour clock - blue
- 2 Write 'MAP' below map on wall
- 3 Colour star on boy's sweater - green
- 4 Colour comic on desk - red
- 5 Colour eraser on desk - brown

### Part 1 5 marks

*Lines should be drawn between:*

- 1 Sally and girl painting rainbow
- 2 Peter and boy in blue T-shirt and jeans, painting leaves
- 3 Daisy and girl carrying box of drinks
- 4 Jim and boy taking photos
- 5 Jane and girl sitting down and drinking

### Part 2 5 marks

- 1 30/thirty (kinds of animals)
- 2 (the) elephant(s)
- 3 (the) parrot(s)
- 4 (all kinds of)/(some) fruit
- 5 W-I-L-D

### Part 3 5 marks

Thursday	Friday
Monday	Sunday (example)
Saturday	Wednesday

# Movers Listening

## Tapescript

**R = rubric**                      **Fch = Female child**  
**F = Female adult**                **Mch = Male child**  
**M = Male adult**

**R** Hello. This is the University of Cambridge Movers Listening Test.

Look at Part One. Look at the picture. Listen and look.

There is one example.

**M** Excuse me. What are you all doing?

**Fch** We're drawing and painting on this wall.

**M** Oh. A wall picture! Are these all your friends?

**Fch** Yes. But one is my brother, John.

**M** Is he the boy who's painting a rainbow?

**Fch** Yes, you're clever! How did you know?

**M** His hair is blond, like yours.

**R** Can you see the line? This is an example. Now you listen and draw lines.

**One**

**M** That's a beautiful rainbow.

**Fch** Yes, it is. John's very good at painting.

**M** Who's the girl that's helping to paint it?

**Fch** The one who's standing on a box?

**M** Yes.

**Fch** That's Sally.

**R** **Two**

**M** Who's the boy that's painting the leaves?

**Fch** Which one?

**M** The one with jeans and a blue T-shirt.

**Fch** Oh, he's called Peter.

**M** I love those leaves!

**R** **Three**

**Fch** Look at Daisy.

**M** What's she doing?

**Fch** She's bringing a box of drinks for the children.

**M** Oh yes! I'm thirsty. Can I have a drink, please?

**R** **Four**

**M** One boy isn't painting. He's taking photos of the children.

**Fch** The one with the purple shirt?

**M** Yes.

**Fch** That's Jim. He likes taking photos more than painting.

**M** Mmmm.

**R** **Five**

**M** Who's the girl who's having a drink?

**Fch** The one with the curly hair?

**M** Yes.

**Fch** That's my best friend, Jane.

**M** Why isn't she painting?

**Fch** Well, she's hot and tired, I think.

**R** Now listen to Part One again. That is the end of Part One.

Part Two. Listen and look. There is one example.

**F** What's your homework today, Paul?

**Mch** I've got to write about the zoo.

**F** When did you go to the zoo? Was it last Tuesday?

**Mch** That's right. Last Tuesday.

**F** Well, that's easy, then.

**Mch** Is it?

**R** Can you see the answer? Now you listen and write. **One**

**F** How many different kinds of animals did you see at the zoo?

**Mch** That's difficult.

**F** Well, think about it.

**Mch** Oh...thirty, I think.

**F** Thirty! Good.

**R** **Two**

**F** What were the biggest animals that you saw?

**Mch** Erm... the giraffes, I think.

**F** Weren't there any elephants?

**Mch** Oh yes, that's right. The elephants were the biggest!

**R** **Three**

**F** So, which animal did you like best in the zoo?

**Mch** I liked them all.

**F** Which was your favourite? The lions?

**Mch** No, I liked the birds. The parrots were my favourite.

**F** The parrots?

**Mch** Yes. They were beautiful. They were in a very big cage.

**R** **Four**

**F** What do they eat?

**Mch** Well, they like all kinds of fruit.

**F** Did you give them some fruit?

**Mch** Yes we did. They loved it!  
**R** **Five**  
**F** Oh, yes, one last thing – what was the name of the zoo?  
**Mch** Wild Zoo.  
**F** How do you spell that?  
**Mch** W-I-L-D.  
**F** Oh yes, I know it. Good. Well, now you can start your homework.  
**R** **Now listen to Part Two again.**

**That is the end of Part Two.**

**Part Three. Look at the pictures. What did Sally do last week? Listen and look. There is one example.**

**M** Hello, Sally. Did you have a good holiday last week?  
**Fch** Not bad. Sunday was good. I flew my kite!  
**M** Where did you do that?  
**Fch** In the park.  
**R** **Can you see the line from the word Sunday? On Sunday, Sally flew her kite in the park. Now you listen and draw lines.**

**One**

**M** What did you do on Saturday?  
**Fch** I went for a long walk with my mum and dad. We took our dog with us.  
**M** Did you enjoy it?  
**Fch** It was OK, but it was very windy that day. In the evening, we were all tired.  
**R** **Two**  
**M** Did you go shopping last week, Sally?  
**Fch** Yes, we did. We went to the shops in town on Monday afternoon. I bought a present for my grandpa.  
**M** Did you drive into town?  
**Fch** Yes. The weather was terrible that day and we didn't want to walk.

**R** **Three**

**M** And what did you do on Thursday, Sally?  
**Fch** Which day?  
**M** Thursday.  
**Fch** Oh, I rode my bike in the park.  
**M** With your friends?  
**Fch** That's right.  
**R** **Four**  
**Fch** I went shopping again on Wednesday!  
**M** Did you?  
**Fch** Yes, but I didn't go to town that day. I only went to the shop in the village.  
**M** What did you buy?

**Fch** Oh, we needed some bread and milk.  
**M** Did you walk there?  
**Fch** Yes, it's very near.  
**R** **Five**  
**M** Which was your best day last week?  
**Fch** Friday, I think.  
**M** Why? Did you go shopping again?  
**Fch** No! I don't go shopping every day, you know! I invited my favourite cousin to come and play with me.

**M** Oh. That was good. What did you do with her?  
**Fch** We took our dogs for a walk in the fields. It was very hot that day.

**M** Great!

**R** **Now listen to Part Three again. That is the end of Part Three.**

**Part Four. Look at the pictures. Listen and look. There is one example.**

**Where did Jim see the film?**

**Mch** I saw a good film last week.  
**F** Oh, did your Mum take you to the cinema?  
**Mch** No...  
**F** Was it at your school, then?  
**Mch** No, it was at my birthday party.  
**F** Oh, I see!  
**Mch** It was a DVD.

**R** **Can you see the tick? Now you listen and tick the box.**

**One. Where did the rabbits in the film go?**

**Mch** The film was about some rabbits.  
**F** Oh. I know the one. They have to find a new home. Did they go to live with the animals in a zoo?  
**Mch** No, they didn't do that!  
**F** Oh. Well, did they go to a farm then?  
**Mch** No. They went to live in a big forest.

**R** **Two. Where did the children have their lunch?**

**F** What did you do after the film?  
**Mch** We all had lunch.  
**F** In a café?  
**Mch** No. We had a picnic.  
**F** Where? In the park?  
**Mch** No, we had it in my garden.  
**R** **Three. What did the children eat?**  
**F** What did you have for your lunch? Sandwiches?  
**Mch** No, we had burgers.  
**F** And ice-cream?  
**Mch** No. We had some grapes.

**R** **Four. What did the children do after lunch?**  
**F** What did you do after lunch? Did you have the birthday cake?  
**Mch** No, we played ball games in my garden.  
**F** Oh! It's better to play quiet games after a big lunch.  
**Mch** Not on my birthday!

**R** **Five. What did Jim's friends give him?**  
**F** What did your friends give you for your birthday?  
**Mch** Oh, a lot of things. Some of them gave me CDs.  
**F** Did they give you any new books?  
**Mch** No. But my best friend gave me something very good.  
**F** What is it?  
**Mch** It's a little kitten!  
**F** Wow!

**R** **Now listen to Part Four again.**  
**That is the end of Part Four.**

**Part Five. Look at the picture. Listen and look.**  
**There is one example.**

**M** Can you see the teacher?  
**Fch** Yes, I can. She's helping the boy.  
**M** That's right. Look at her hair.  
**Fch** Yes, it's curly!  
**M** That's right. Colour the teacher's hair yellow.  
**Fch** OK.

**R** **Can you see the teacher's yellow hair?**  
**This is an example.**

**Now you listen and colour and write.**  
**One**

**M** Now, do you want to colour something?  
**Fch** Yes, please. Can I colour the clock?  
**M** OK, what colour?  
**Fch** Blue is my favourite.  
**M** OK, that's a good colour for the clock, then.

**R** **Two**  
**M** Now, would you like to write something for me?  
**Fch** What? A word?  
**M** Yes, can you see the map on the wall?  
**Fch** Behind the teacher?  
**M** That's right. Can you write the word MAP below it?  
**Fch** OK. I'm writing that now.

**R** **Three**  
**M** Right. Can you see the boy's sweater?  
**Fch** Yes, it's got a star on it.  
**M** That's right.  
**Fch** Can I colour the star?  
**M** Yes, good idea!

**Fch** What colour?  
**M** Green.  
**Fch** Fine.  
**R** **Four**  
**M** Now, can you see the comic?  
**Fch** Which one?  
**M** The comic on the boy's desk.  
**Fch** Oh, yes. I can't colour all of it.  
**M** Yes, you can. Do it quickly!  
**Fch** What colour?  
**M** You choose.  
**Fch** OK. I'm doing it red ...  
**R** **Five**  
**M** One last thing now ... what can we have?  
**Fch** I don't know. Oh, can I colour the eraser? The one by the pencil.  
**M** Yes, colour that eraser brown, please.  
**Fch** OK. That's all.  
**M** Yes. Well done! The picture looks great now!

**R** **Now listen to Part Five again.**  
**That is the end of the Movers Listening Test.**

Centre Number		Candidate Number	
---------------	--	------------------	--

Cambridge Young Learners English

# Movers

## Reading & Writing

Sample Paper



**CAMBRIDGE ENGLISH**  
Language Assessment  
Part of the University of Cambridge

There are 40 questions.

You have 30 minutes.


You will need a pen or pencil.

My name is: .....

# Part 1

– 6 questions –

Look and read. Choose the correct words and write them on the lines.




a whale



coffee




a shoulder



an elephant



soup



a stomach



milk



a bat

**Example**

This animal can fly and it comes out at night. *a bat*  
.....

**Questions**

- 1 You can eat this from a bowl. Sometimes there are vegetables in it. ....
- 2 This is the biggest animal in the world. It lives in the sea. ....
- 3 This is part of your body. All your food and drink goes here first. ....
- 4 This big animal lives in hot countries and eats leaves and grass. ....
- 5 This is between your neck and your arm. ....
- 6 Mothers give this white drink to their babies. ....



## Part 2

– 6 questions –

Look and read. Write **yes** or **no**.



### Examples

There are five white towels in the bathroom.

..... yes .....

The two smallest bears are washing their faces.

..... no .....

### Questions

1 A big brown bear is having a shower. ....

2 There are some glasses below  
the mirror. ....

3 The yellow bear is fatter than the  
blue bear. ....

4 There are four toys in the bath. ....

5 There are lots of boxes in  
the cupboard. ....

6 The floor is wet and there is a  
toothbrush on it. ....

## Part 3

– 6 questions –

Read the text and choose the best answer.  
Peter is talking to his friend Jane.



### Example

**Jane:** Hello, Peter. How are you?

**Peter:**  A I'm not very well.  
B I'm John's cousin.  
C I'm going outside.

### Questions

1 **Jane:** What's the matter? Have you got a headache?

**Peter:** A No, thank you. I don't want one.  
B No, I've got toothache.  
C No, I haven't got it.

2 **Jane:** Would you like to come to my house?

- Peter:**
- A Yes, I went home quickly.
  - B No, thanks. I want to go home.
  - C Well, I like my house a lot.

3 **Jane:** Have you got a coat?

- Peter:**
- A Yes, it does.
  - B OK, he's here.
  - C No, I haven't.

4 **Jane:** Do you want a drink of water?

- Peter:**
- A Yes, please.
  - B Yes, it is.
  - C Yes, I had.

5 **Jane:** Shall I walk home with you?

- Peter:**
- A He can walk there.
  - B I'd like that, thanks.
  - C I can go with her this evening.

6 **Jane:** Is your mum at home?

- Peter:**
- A It's his new home.
  - B Next to the bus station.
  - C Only my dad's there today.

## Part 4

– 7 questions –

**Read the story. Choose a word from the box. Write the correct word next to numbers 1–6. There is one example.**

My name is Daisy. I like toys, but I like books and ..... comics .....

best. I love stories about men on the moon and about

(1) ..... who live in different countries.

I read a good story yesterday. In this story, a boy climbed

a (2) ..... . At the top, there was a lot of snow. It was

evening, but the boy could see the forest below him.

He (3) ..... down on a rock to have a drink and to look

up at all the (4) ..... .

But then he (5) ..... something that he didn't understand.

Something very big and round flew quietly and quickly behind a cloud.

What was it? The boy didn't know and he didn't wait to see it again. He

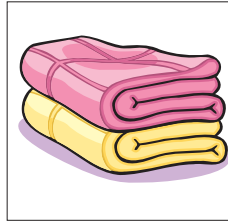
(6) ..... home to his village because he was very afraid.

I wasn't afraid! I enjoyed the story a lot!

example



comics



blankets



ran




children



cooked




stars



saw



sat



mountain

(7) Now choose the best name for the story.

Tick one box.

A boy that Daisy knows

A film that Daisy watched


A story that Daisy liked

## Part 5

– 10 questions –

Look at the pictures and read the story. Write some words to complete the sentences about the story. You can use 1, 2 or 3 words.

### A family holiday



Vicky lives with her parents and her two brothers, Sam and Paul, in the city. Last week, they had a holiday by the sea. Sam is ten, Vicky is eight but Paul is only five. They went to the cinema on Wednesday because it rained all day. They saw a film about sharks. The sharks had very big teeth. Paul didn't like watching them and he closed his eyes.


### Examples

Vicky's family went on holiday last ..... week .

Vicky has two ..... brothers ..... who are called Sam and Paul.

### Questions


- 1 The family had a holiday by .....
- 2 It ..... all day on Wednesday and the family went to the cinema.
- 3 Paul didn't enjoy seeing ..... in the film.



On Thursday, Paul thought about the film. He didn't want to swim in the sea. He sat on the beach and watched Sam and Vicky. They played in the water. Mum gave Paul an ice cream but he didn't want it. Then Dad said, "Come on Paul! Let's go for a swim." But Paul didn't want to.

- 4 Sam and Vicky ..... in the sea.
  
- 5 Paul didn't want the ice cream that his ..... gave him.
  
- 6 Dad wanted to go for ..... with Paul.





On Friday, the family ate breakfast in the garden because it was very sunny but Paul didn't want any. Then they all went to the beach again. The sea was very blue. Paul looked. There were three beautiful dolphins in the water! He ran to the sea and swam to them. Then Paul's dad threw a ball in the sea and the dolphins played with it. It was great and Paul stopped thinking about the sharks in the film. That evening, all the family went to the cinema again. This time the film was about a funny dolphin and they all enjoyed it.

- 7 The family had breakfast in ..... on Friday.
- 8 Paul saw ..... in the water.
- 9 Paul's dad ..... into the water.
- 10 All ..... enjoyed another film at the cinema on Friday evening.

## Part 6

– 5 questions –

Read the text. Choose the right words and write them on the lines.

### Cats



#### Example

- Cats ..... have ..... good eyes. They can see very well  
 1 at night. .... cats climb trees and eat meat.  
 They can move very quietly and catch animals. Then they eat  
 2 them. They have strong teeth. There .....  
 small cats and big cats like lions and tigers. Only tigers live  
 3 ..... the jungle. Lions don't. Some people go  
 and see lions and tigers at the zoo. A lot of people have small  
 4 cats in ..... homes. These cats are pets.  
 5 People ..... them because they are beautiful.

<b>Example</b>	had	have	has
1	All	Every	Any
2	am	are	is
3	at	on	in
4	your	their	our
5	like	liking	likes

# Movers Reading & Writing

## Marking Key

- ( ) = Acceptable extra words are placed in brackets
- / = A single slash is placed between acceptable alternative words within an answer
- // = A double slash is placed between acceptable alternative complete answers

### Part 1 6 marks

- 1 soup
- 2 a whale
- 3 a stomach
- 4 an elephant
- 5 a shoulder
- 6 milk

### Part 2 6 marks

- 1 yes
- 2 yes
- 3 no
- 4 yes
- 5 no
- 6 yes

### Part 3 6 marks

- 1 B
- 2 B
- 3 C
- 4 A
- 5 B
- 6 C

### Part 4 7 marks

- 1 children
- 2 mountain
- 3 sat
- 4 stars
- 5 saw
- 6 ran
- 7 A story that Daisy liked

### Part 5 10 marks

- 1 the sea//the seaside
- 2 rained
- 3 the sharks//the sharks' teeth
- 4 played
- 5 mum//mother//mummy
- 6 a swim
- 7 the/their garden
- 8 (three/some) (beautiful) dolphins
- 9 threw a ball
- 10 the/Peter's family

### Part 6 5 marks


- 1 All
- 2 are
- 3 in
- 4 their
- 5 like

## Movers Speaking

### Summary of Procedures

The usher introduces the child to the examiner. The examiner asks how old the child is.

- 1 The examiner asks the child to describe several differences between the two Find the Differences pictures, e.g. 'This is a bird but this is a cat.'
- 2 The examiner tells the child the name of the story and describes the first picture e.g. 'Fred is sad. He can't play football. His ball is very old. His mum's saying, "Take the dog to the park."' The examiner then asks the child to continue telling the story.
- 3 The examiner demonstrates how to do this task with the first set of four odd-one-out pictures and then asks the child to choose one picture in the other three sets and say which is different and why. For example, 'These are all animals, but this is a sweater.'
- 4 The examiner asks questions about the child, e.g. 'Who's the youngest in your family?'



MOVERS SPEAKING. Find the Differences

